

## How do you register for the app?

- 1 Download the app from the Apple Store or Play Store. Search for Usalama Baharini. The app has the following icon.

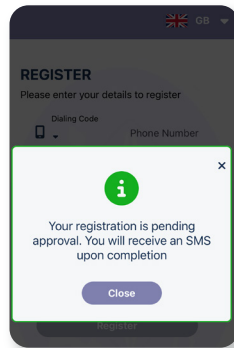
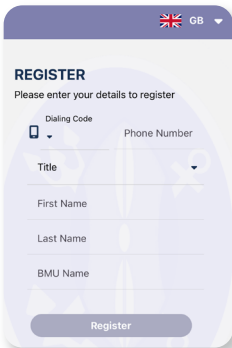


- 2 Once the app is downloaded, open the app and select your preferred language (Kiswahili or English), to complete the registration process.

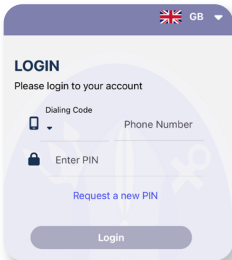
- 3 An unlock code is required to enable registration. The code is provided by the Kenya Coast Guard Service (KCGS), to enable the user to further complete the registration. Please note that receiving the code is not immediate and might take some time.



- 4 Once you enter the unlock code, you can further complete your registration by filling in the following fields: phone number, title, first name, last name and name of your BMU or organization. Once clicked on 'Register' you will receive the following pop up message



- 5 Once your registration is approved by KCGS, you will receive a PIN code. Enter the PIN to activate the app.



## What is the Usalama Baharini Kenya app?

The Kenya Coast Guard Service, in collaboration with Expertise France, has initiated the Community Watch Programme, a pilot initiative aimed at strengthening the relationship between coastal communities and maritime law enforcement actors. A smartphone application called 'Usalama Baharini - Kenya' ('safety at sea' in Kiswahili), has been developed for the Beach Management Units (BMU) and fisher communities at large, creating a direct communication channel between them and maritime safety and security agencies. The app acknowledges the critical active role fishers can play in safeguarding Kenyan territorial waters by reporting suspicious activities at sea and enhancing search and rescue efforts.

## Who is the Kenya Coast Guard Service?

The Kenya Coast Guard Service is a specialized maritime force of the Republic of Kenya, responsible for law enforcement on national waters, including on the oceans, lakes and rivers. The force is mandated to maintain maritime safety, security, pollution control and sanitation. It is also responsible for apprehending and prosecuting offenders.

## What is the Go Blue Programme?

Go Blue is a Partnership between the European Union and the Government of Kenya to advance the Blue Economy Agenda through Coastal Development. Under the umbrella of the Blue Economy, the overall objective of the programme is to unlock the potential of sea-land opportunities for sustained, inclusive and sustainable economic growth with employment impact, while sustainably using the coastal and marine environment as well as promoting effective and integrated maritime governance. Implemented by Expertise France, the Security Component supports an effective and integrated maritime safety and security in Kenya to protect the maritime domain and its sustainable development.

## Who is Expertise France?

Expertise France is a public agency and the interministerial actor in international technical cooperation, subsidiary of the Agence française de développement Group (AFD Group). As the second largest agency in Europe, it designs and implements projects that sustainably strengthen public policies in developing and emerging countries. Governance, security, climate, health, education. It operates in key areas of development and contributes alongside its partners to the implementation of the Sustainable Development Goals (SDGs). For a world in common.

For more information: [www.expertisefrance.fr](http://www.expertisefrance.fr)



This publication is funded by the European Union. Its contents are the sole responsibility of Expertise France and do not necessarily reflect the views of the European Union.


SCAN THE CODE TO FIND OUT MORE ABOUT THE GO BLUE MARITIME SECURITY INITIATIVE



# USALAMA BAHARINI KENYA A COASTAL WATCH APPLICATION



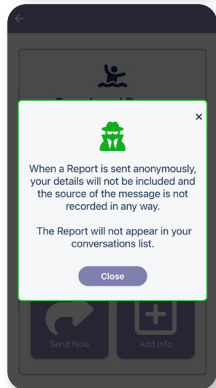
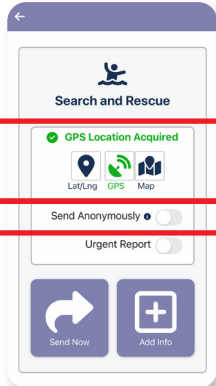
## What type of events can you report with the app?



The main menu has six options:

- Search and Rescue:** the search for and provision of aid to people who are in distress or danger at sea.
- Illegal Fishing:** foreign fishing boats fish in places they are not allowed or break the rules of another country's fishing laws.
- Suspicious Activity at Sea:** possibly criminal action at sea witnessed, such as unusual movement of boats or goods.
- Suspicious Activity on the Beach:** possibly criminal or dangerous action witnessed along the shore, such as people behaving strangely or leaving unattended bags or packages.
- Maritime Pollution:** harmful substances like oil spills or trash thrown overboard from ships.
- Other Event:** any other event you want to report.

## How do you make a report?



Select the type of event you want to report by clicking on its respective icon (as an example, we shall report a Search and Rescue event).

The app will automatically determine your location through three different options.

- Lat/Long** - enter manually your location by using coordinates.
- GPS** - identify automatically your location through GPS.
- Map** - identify automatically your pin location on an interactive map.

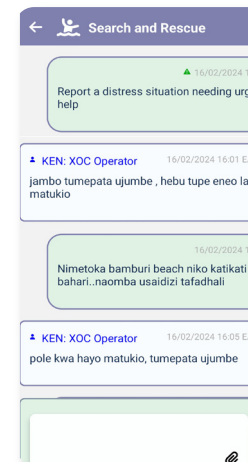
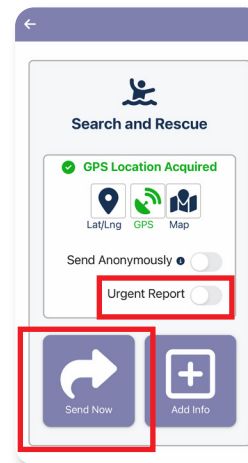
While making your report, you have the option to **send the report anonymously**. This means that your identity will be protected and no details of the user will be included once the report is sent.

**DO NOT use the anonymous mode to report a Search and Rescue event because KCGS shall not be able to get in touch with the sender to obtain additional information.**

You are now ready to send your report. You can do so by clicking on the white arrow at the bottom labelled "Send Now".

When you click on the option "urgent report", your report once sent shall be treated as a top urgency by KCGS.

The app allows you also to chat directly with the KCGS, and provide additional information or live updates.



## OPTIONAL FUNCTIONALITIES

While making your report, you can include additional useful information by clicking on the "Add Info" button.

This additional information can be very useful for the Kenya Coast Guard Service to better understand the type of report. By doing so, you will be presented with various options:

**Photo** - this enables you to attach a photo to your report.

**Camera** - this will open the camera of your phone, and allow you to take a photo or record a short video clip.

**Record** - this will access the microphone of your phone for you to record a voice message.

**File** - this will allow you to add any other type of file from your phone.

